

— ABLYBIO, Help Your Research



RAP1GAP (YD13095) Rabbit mAb

货号: **AYD11601**

产品信息

反应	Human,Mouse,Rat
宿主	Rabbit
克隆性	Monoclonal
预测反应	
应用	WB IHC-P ICC/IF FC IP
推荐浓度	
理论分子量	73kDa
实测分子量	
形式	Liquid
保存条件	Store at -20°C. Avoid freeze / thaw cycles. Buffer: PBS with 0.75% BSA,50% glycerol,pH7.3.
偶联物	Unconjugated
阳性对照	BxPC-3,U-87MG,Mouse brain,Rat brain
细胞定位	Golgi apparatus membrane
纯化	亲和纯化

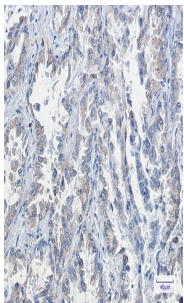

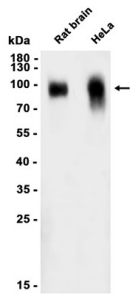
抗原信息

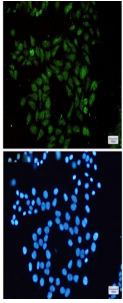
抗原信息	
------	--

靶点信息

研究背景	This gene encodes a type of GTPase-activating-protein (GAP) that down-regulates the activity of the ras-related RAP1 protein. RAP1 acts as a molecular switch by cycling between an inactive GDP-bound form and an active GTP-bound form. The product of this gene, RAP1GAP, promotes the hydrolysis of bound GTP and hence returns RAP1 to the inactive state whereas other proteins, guanine nucleotide exchange factors (GEFs), act as RAP1 activators by facilitating the conversion of RAP1 from the GDP- to the GTP-bound form. In general, ras subfamily proteins, such as RAP1, play key roles in receptor-linked signaling pathways that control cell growth and differentiation. RAP1 plays a role in diverse processes such as cell proliferation, adhesion, differentiation, and embryogenesis. Alternative splicing results in multiple transcript variants encoding distinct proteins. [provided by RefSeq, Aug 2011]
基因ID	5909
基因名	RAP1GAP
Swiss	P47736 (https://www.uniprot.org/uniprotkb/P47736/entry)
别名	RAP1GAP (YD13095),RAP1GAP (YD13095) Rabbit mAb,RAP1GAP,KIAA0474,RAP1GA1

产品验证





实验步骤

访问官网浏览详情: www.ablybio.cn (<https://www.ablybio.cn/>www.ablybio.cn)