

— ABLYBIO, Help Your Research



# 4E BP1 (YD14165) Rabbit mAb

货号: **AYD11599**

## 产品信息

反应	Human,Mouse,Rat
宿主	Rabbit
克隆性	Monoclonal
预测反应	
应用	WB IHC-P ICC/IF FC IP
推荐浓度	
理论分子量	13kDa
实测分子量	
形式	Liquid
保存条件	Store at -20°C. Avoid freeze / thaw cycles. Buffer: PBS with 0.75% BSA,50% glycerol,pH7.3.
偶联物	Unconjugated
阳性对照	MCF7,HeLa,Mouse skeletal muscle
细胞定位	Cytoplasm, Nucleus
纯化	亲和纯化

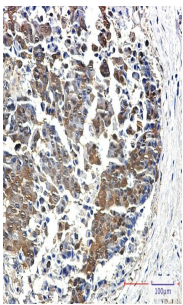


## 抗原信息

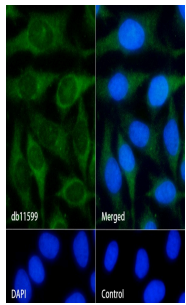
抗原信息	
------	--

## 靶点信息

研究背景	This gene encodes one member of a family of translation repressor proteins. The protein directly interacts with eukaryotic translation initiation factor 4E (eIF4E), which is a limiting component of the multisubunit complex that recruits 40S ribosomal subunits to the 5' end of mRNAs. Interaction of this protein with eIF4E inhibits complex assembly and represses translation. This protein is phosphorylated in response to various signals including UV irradiation and insulin signaling, resulting in its dissociation from eIF4E and activation of mRNA translation.
基因ID	1978
基因名	EIF4EBP1
Swiss	Q13541 ( <a href="https://www.uniprot.org/uniprotkb/Q13541/entry">https://www.uniprot.org/uniprotkb/Q13541/entry</a> )
别名	4E BP1 (YD14165),4E BP1 (YD14165) Rabbit mAb,EIF4EBP1,Phosphorylated heat- and acid-stable protein regulated by insulin 1

## 产品验证





### 实验步骤

访问官网浏览详情: [www.ablybio.cn](http://www.ablybio.cn) (<https://www.ablybio.cn/>[www.ablybio.cn](http://www.ablybio.cn))