

— ABLYBIO, Help Your Research



Vimentin (YD12122) Rabbit mAb

货号: **AYD11589**

产品信息

反应	Human, Mouse, Rat
宿主	Rabbit
克隆性	Monoclonal
预测反应	
应用	WB IHC ICC/IF FC
推荐浓度	
理论分子量	54kDa
实测分子量	
形式	Liquid
保存条件	Store at -20°C. Avoid freeze / thaw cycles. Buffer: PBS with 0.75% BSA, 50% glycerol, pH7.3.
偶联物	Unconjugated
阳性对照	293T, Jurkat, NIH/3T3, C6, Mouse testis
细胞定位	Cytoplasm, cytoskeleton, Nucleus matrix, Cell membrane, Cell projection, axon
纯化	亲和纯化

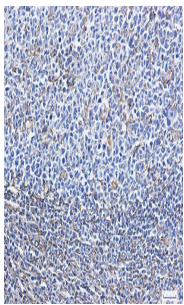

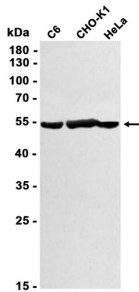
抗原信息

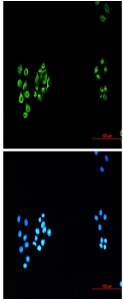
抗原信息	
------	--

靶点信息

研究背景	This gene encodes a member of the intermediate filament family. Intermediate filaments, along with microtubules and actin microfilaments, make up the cytoskeleton. The protein encoded by this gene is responsible for maintaining cell shape, integrity of the cytoplasm, and stabilizing cytoskeletal interactions. It is also involved in the immune response, and controls the transport of low-density lipoprotein (LDL)-derived cholesterol from a lysosome to the site of esterification. It functions as an organizer of a number of critical proteins involved in attachment, migration, and cell signaling. Mutations in this gene causes a dominant, pulverulent cataract.
基因ID	7431
基因名	VIM
Swiss	P08670 (https://www.uniprot.org/uniprotkb/P08670/entry)
别名	Vimentin (YD12122),Vimentin (YD12122) Rabbit mAb,VIM

产品验证





实验步骤

访问官网浏览详情: www.ablybio.cn (<https://www.ablybio.cn/www.ablybio.cn>)