

— ABLYBIO, Help Your Research



PAK1 (YD17011) Rabbit mAb

货号: **AYD11584**

产品信息

反应	Human,Mouse,Rat
宿主	Rabbit
克隆性	Monoclonal
预测反应	
应用	WB ICC/IF FC IP
推荐浓度	
理论分子量	61kDa
实测分子量	
形式	Liquid
保存条件	Store at -20°C. Avoid freeze / thaw cycles. Buffer: PBS with 0.75% BSA,50% glycerol,pH7.3.
偶联物	Unconjugated
阳性对照	K-562,C6
细胞定位	Cytoplasm, Cell junction, focal adhesion, Cell projection, lamellipodium, Cell membrane, ruffle membrane, invadopodium, Nucleus, nucleoplasm, Chromosome, cytoskeleton, microtubule organizing center, centrosome
纯化	亲和纯化

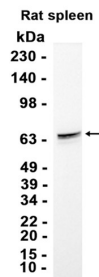
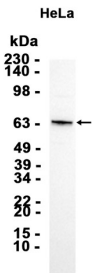
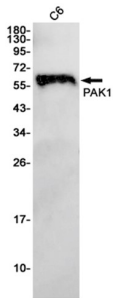
抗原信息


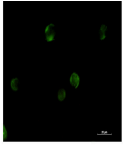
抗原信息	
------	--

靶点信息

研究背景	This gene encodes a family member of serine/threonine p21-activating kinases, known as PAK proteins. These proteins are critical effectors that link RhoGTPases to cytoskeleton reorganization and nuclear signaling, and they serve as targets for the small GTP binding proteins Cdc42 and Rac. This specific family member regulates cell motility and morphology. Alternatively spliced transcript variants encoding different isoforms have been found for this gene.
基因ID	5058
基因名	PAK1
Swiss	Q13153 (https://www.uniprot.org/uniprotkb/Q13153/entry)
别名	PAK1 (YD17011),PAK1 (YD17011) Rabbit mAb,PAK1,Alpha-PAK,p21-activated kinase 1,p65-PAK

产品验证





实验步骤

访问官网浏览详情: www.ablybio.cn (<https://www.ablybio.cn/www.ablybio.cn>)