

HMGB1 (YD12117) Rabbit mAb

货号: **AYD11568**

产品信息

反应	Human,Mouse,Rat
宿主	Rabbit
克隆性	Monoclonal
预测反应	
应用	WB IHC-P ICC/IF FC
推荐浓度	
理论分子量	25kDa
实测分子量	
形式	Liquid
保存条件	Store at -20°C. Avoid freeze / thaw cycles. Buffer: PBS with 0.75% BSA,50% glycerol,pH7.3.
偶联物	Unconjugated
阳性对照	293T,NIH/3T3,C6
细胞定位	Nucleus, Chromosome, Cytoplasm, Secreted, Cell membrane, Endosome, Endoplasmic reticulum-Golgi intermediate compartment, Endoplasmic reticulum
纯化	

抗原信息

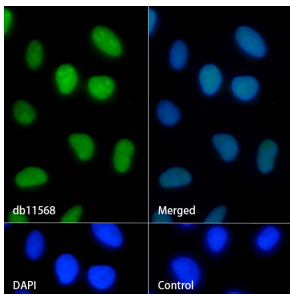
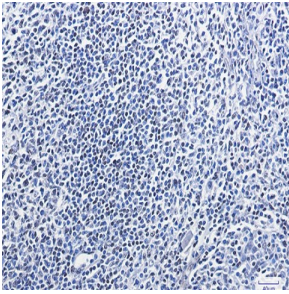
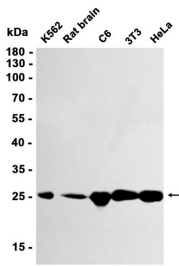
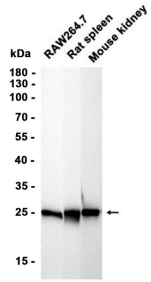
抗原信息	
------	--

靶点信息

研究背景	This gene encodes a protein that belongs to the High Mobility Group-box superfamily. The encoded non-histone, nuclear DNA-binding protein regulates transcription, and is involved in organization of DNA. This protein plays a role in several cellular processes, including inflammation, cell differentiation and tumor cell migration. Multiple pseudogenes of this gene have been identified. Alternative splicing results in multiple transcript variants that encode the same protein.
基因ID	3146
基因名	HMGB1

Swiss	P09429
别名	HMGB1 (YD12117)

产品验证



实验步骤

访问官网浏览详情: www.ablybio.cn