

— ABLYBIO, Help Your Research



# RNF2 (YD18896) Rabbit mAb

货号: **AYD11522**

## 产品信息

反应	Human,Mouse,Rat
宿主	Rabbit
克隆性	Monoclonal
预测反应	
应用	WB IHC-P ICC/IF FC
推荐浓度	
理论分子量	38kDa/38kDa/34kDa
实测分子量	
形式	Liquid
保存条件	Store at -20°C. Avoid freeze / thaw cycles. Buffer: PBS with 0.75% BSA,50% glycerol,pH7.3.
偶联物	Unconjugated
阳性对照	
细胞定位	Nucleus, Cytoplasm, Chromosome
纯化	亲和纯化

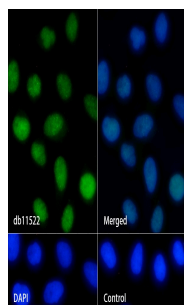
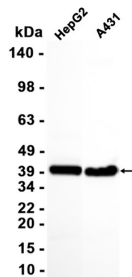
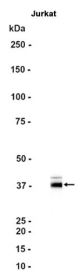
## 抗原信息

抗原信息	
------	--

## 靶点信息

研究背景	<p>E3 ubiquitin-protein ligase that mediates monoubiquitination of 'Lys-119' of histone H2A (H2AK119Ub), thereby playing a central role in histone code and gene regulation (PubMed:15386022, PubMed:16359901, PubMed:21772249, PubMed:25355358, PubMed:25519132, PubMed:26151332, PubMed:33864376). H2A K119Ub gives a specific tag for epigenetic transcriptional repression and participates in X chromosome inactivation of female mammals. May be involved in the initiation of both imprinted and random X inactivation (By similarity). Essential component of a Polycomb group (PcG) multiprotein PRC1-like complex, a complex class required to maintain the transcriptionally repressive state of many genes, including Hox genes, throughout development (PubMed:16359901, PubMed:26151332). PcG PRC1 complex acts via chromatin remodeling and modification of histones, rendering chromatin heritably changed in its expressibility (PubMed:26151332). E3 ubiquitin-protein ligase activity is enhanced by BMI1/PCGF4 (PubMed:21772249). Acts as the main E3 ubiquitin ligase on histone H2A of the PRC1 complex, while RING1 may rather act as a modulator of RNF2/RING2 activity (Probable). Association with the chromosomal DNA is cell-cycle dependent. In resting B- and T-lymphocytes, interaction with AURKB leads to block its activity, thereby maintaining transcription in resting lymphocytes (By similarity). Also acts as a negative regulator of autophagy by mediating ubiquitination of AMBRA1, leading to its subsequent degradation (By similarity) E3 ubiquitin-protein ligase that mediates monoubiquitination of 'Lys-119' of histone H2A (H2AK119Ub), thereby playing a central role in histone code and gene regulation (PubMed:15525528, PubMed:22325148, PubMed:28596365). H2AK119Ub gives a specific tag for epigenetic transcriptional repression and participates in X chromosome inactivation of female mammals (PubMed:15525528, PubMed:28596365). May be involved in the initiation of both imprinted and random X inactivation (PubMed:15525528). Essential component of a Polycomb group (PcG) multiprotein PRC1-like complex, a complex class required to maintain the transcriptionally repressive state of many genes, including Hox genes, throughout development (PubMed:16710298, PubMed:22325148). PcG PRC1 complex acts via chromatin remodeling and modification of histones, rendering chromatin heritably changed in its expressibility (PubMed:15525528, PubMed:16710298, PubMed:22325148). E3 ubiquitin-protein ligase activity is enhanced by BMI1/PCGF4 (PubMed:16710298). Acts as the main E3 ubiquitin ligase on histone H2A of the PRC1 complex, while RING1 may rather act as a modulator of RNF2/RING2 activity (PubMed:15525528, PubMed:16710298). Plays a role in the transcriptional repression of genes that are required for pluripotency in embryonic stem cells, thereby contributing to differentiation of the ectodermal and endodermal germ layers (PubMed:22226355). Association with the chromosomal DNA is cell-cycle dependent. In resting B- and T-lymphocytes, interaction with AURKB leads to block its activity, thereby maintaining transcription in resting lymphocytes (PubMed:24034696). Also acts as a negative regulator of autophagy by mediating ubiquitination of AMBRA1, leading to its subsequent degradation (PubMed:24980959) E3 ubiquitin-protein ligase that mediates monoubiquitination of 'Lys-119' of histone H2A (H2AK119Ub), thereby playing a central role in histone code and gene regulation. H2AK119Ub gives a specific tag for epigenetic transcriptional repression and participates in X chromosome inactivation of female mammals. May be involved in the initiation of both imprinted and random X inactivation. Essential component of a Polycomb group (PcG) multiprotein PRC1-like complex, a complex class required to maintain the transcriptionally repressive state of many genes, including Hox genes, throughout development. PcG PRC1 complex acts via chromatin remodeling and modification of histones, rendering chromatin heritably changed in its expressibility. E3 ubiquitin-protein ligase activity is enhanced by BMI1/PCGF4. Acts as the main E3 ubiquitin ligase on histone H2A of the PRC1 complex, while RING1 may rather act as a modulator of RNF2/RING2 activity. Plays a role in the transcriptional repression of genes that are required for pluripotency in embryonic stem cells, thereby contributing to differentiation of the ectodermal and endodermal germ layers. Association with the chromosomal DNA is cell-cycle dependent. In resting B- and T-lymphocytes, interaction with AURKB leads to block its activity, thereby maintaining transcription in resting lymphocytes. Also acts as a negative regulator of autophagy by mediating ubiquitination of AMBRA1, leading to its subsequent degradation</p>
基因ID	6045
基因名	RNF2, Rnf2
Swiss	Q99496 ( <a href="https://www.uniprot.org/uniprotkb/Q99496/entry">https://www.uniprot.org/uniprotkb/Q99496/entry</a> ), Q9CQJ4 ( <a href="https://www.uniprot.org/uniprotkb/Q9CQJ4/entry">https://www.uniprot.org/uniprotkb/Q9CQJ4/entry</a> ), Q4KLY4 ( <a href="https://www.uniprot.org/uniprotkb/Q4KLY4/entry">https://www.uniprot.org/uniprotkb/Q4KLY4/entry</a> )
别名	RNF2 (YD18896),RNF2 (YD18896) Rabbit mAb,RNF2,Huntingtin-interacting protein 2-interacting protein 3,Protein DinG,RING finger protein 1B,RING finger protein 2,RING finger protein BAP-1,RING-type E3 ubiquitin transferase RING2,BAP1,DING,HIP3,RING1B

### 产品验证



### 实验步骤

访问官网浏览详情: [www.ablybio.cn](http://www.ablybio.cn) (<https://www.ablybio.cn/www.ablybio.cn>)