

Smad3 (YD12118) Rabbit mAb

货号: **AYD11519**

产品信息

反应	Human,Mouse,Rat
宿主	Rabbit
克隆性	Monoclonal
预测反应	
应用	WB IHC-P ICC/IF FC
推荐浓度	
理论分子量	48kDa
实测分子量	
形式	Liquid
保存条件	Store at -20°C. Avoid freeze / thaw cycles. Buffer: PBS with 0.75% BSA,50% glycerol,pH7.3.
偶联物	Unconjugated
阳性对照	HT-1080,HCT116,Mouse brain,Rat brain
细胞定位	Cytoplasm, Nucleus
纯化	

抗原信息

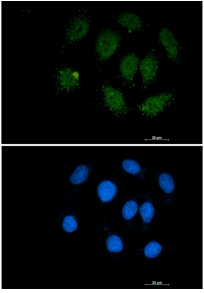
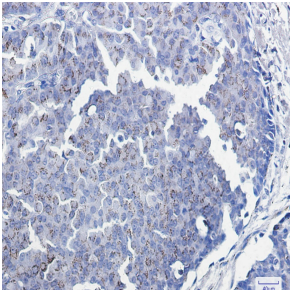
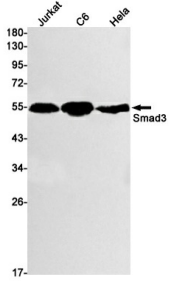
抗原信息	
------	--

靶点信息

研究背景	The protein encoded by this gene belongs to the SMAD, a family of proteins similar to the gene products of the Drosophila gene 'mothers against decapentaplegic' (Mad) and the C. elegans gene Sma. SMAD proteins are signal transducers and transcriptional modulators that mediate multiple signaling pathways. This protein functions as a transcriptional modulator activated by transforming growth factor-beta and is thought to play a role in the regulation of carcinogenesis.
基因ID	4088
基因名	SMAD3
Swiss	P84022

别名	Smad3 (YD12118)
----	-----------------

产品验证



实验步骤

访问官网浏览详情: www.ablybio.cn