

— ABLYBIO, Help Your Research



SNAP25 (YD32345) Rabbit mAb

货号: **AYD11478**

产品信息

反应	Human,Mouse,Rat
宿主	Rabbit
克隆性	Monoclonal
预测反应	
应用	WB ICC/IF FC
推荐浓度	
理论分子量	23kDa
实测分子量	
形式	Liquid
保存条件	Store at -20°C. Avoid freeze / thaw cycles. Buffer: PBS with 0.75% BSA,50% glycerol,pH7.3.
偶联物	Unconjugated
阳性对照	SH-SY5Y,Mouse brain,Rat brain
细胞定位	Cytoplasm, perinuclear region, Cell membrane, Synapse, synaptosome, Photoreceptor inner segment
纯化	亲和纯化

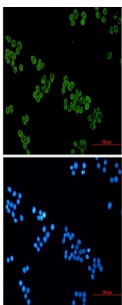
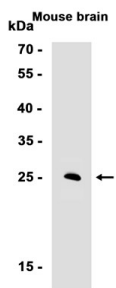
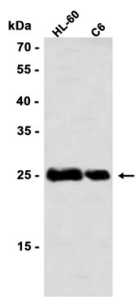
抗原信息

抗原信息	
------	--

靶点信息

研究背景	Synaptic vesicle membrane docking and fusion is mediated by SNAREs (soluble N-ethylmaleimide-sensitive factor attachment protein receptors) located on the vesicle membrane (v-SNAREs) and the target membrane (t-SNAREs). The assembled v-SNARE/t-SNARE complex consists of a bundle of four helices, one of which is supplied by v-SNARE and the other three by t-SNARE. For t-SNAREs on the plasma membrane, the protein syntaxin supplies one helix and the protein encoded by this gene contributes the other two. Therefore, this gene product is a presynaptic plasma membrane protein involved in the regulation of neurotransmitter release. Two alternative transcript variants encoding different protein isoforms have been described for this gene.
基因ID	6616
基因名	SNAP25
Swiss	P60880 (https://www.uniprot.org/uniprotkb/P60880/entry)
别名	SNAP25 (YD32345),SNAP25 (YD32345) Rabbit mAb,SNAP25,Super protein,Synaptosomal-associated 25 kDa protein,SNAP

产品验证



实验步骤

访问官网浏览详情: www.ablybio.cn (<https://www.ablybio.cn/www.ablybio.cn>)

