

# TSG101 (YD32261) Rabbit mAb

货号: **AYD11472**

## 产品信息

反应	Human,Mouse,Rat
宿主	Rabbit
克隆性	Monoclonal
预测反应	
应用	WB IHC-P ICC/IF FC
推荐浓度	
理论分子量	44kDa
实测分子量	
形式	Liquid
保存条件	Store at -20°C. Avoid freeze / thaw cycles. Buffer: PBS with 0.75% BSA,50% glycerol,pH7.3.
偶联物	Unconjugated
阳性对照	HeLa,MCF7,K-562,Mouse spinal cord,Rat heart,Rat lung
细胞定位	Cytoplasm, Early endosome membrane, Late endosome membrane, cytoskeleton, microtubule organizing center, centrosome, Midbody, Midbody ring, Nucleus
纯化	

## 抗原信息

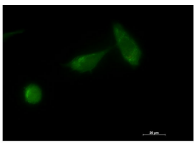
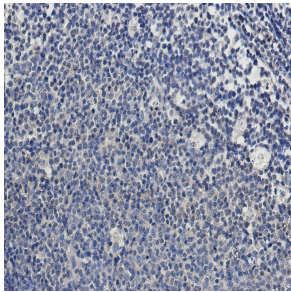
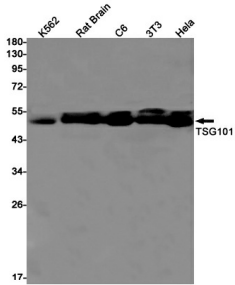
抗原信息	
------	--

## 靶点信息

研究背景	The protein encoded by this gene belongs to a group of apparently inactive homologs of ubiquitin-conjugating enzymes. The gene product contains a coiled-coil domain that interacts with stathmin, a cytosolic phosphoprotein implicated in tumorigenesis. The protein may play a role in cell growth and differentiation and act as a negative growth regulator. In vitro steady-state expression of this tumor susceptibility gene appears to be important for maintenance of genomic stability and cell cycle regulation. Mutations and alternative splicing in this gene occur in high frequency in breast cancer and suggest that defects occur during breast cancer tumorigenesis and/or progression.
基因ID	7251

基因名	TSG101
Swiss	Q99816
别名	TSG101 (YD32261)

## 产品验证



## 实验步骤

访问官网浏览详情: [www.ablybio.cn](http://www.ablybio.cn)