

— ABLYBIO, Help Your Research



# MEK2 (YD31665) Rabbit mAb

货号: **AYD11454**

## 产品信息

反应	Human,Mouse
宿主	Rabbit
克隆性	Monoclonal
预测反应	
应用	WB IHC-P ICC/IF FC
推荐浓度	
理论分子量	44kDa
实测分子量	
形式	Liquid
保存条件	Store at -20°C. Avoid freeze / thaw cycles. Buffer: PBS with 0.75% BSA,50% glycerol,pH7.3.
偶联物	Unconjugated
阳性对照	HeLa,293T,HT-29
细胞定位	Cytoplasm, Membrane
纯化	亲和纯化

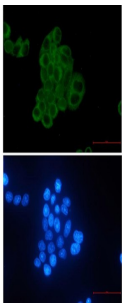
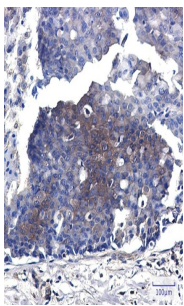
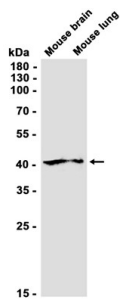
## 抗原信息

抗原信息	
------	--

## 靶点信息

研究背景	The protein encoded by this gene is a dual specificity protein kinase that belongs to the MAP kinase kinase family. This kinase is known to play a critical role in mitogen growth factor signal transduction. It phosphorylates and thus activates MAPK1/ERK2 and MAPK2/ERK3. The activation of this kinase itself is dependent on the Ser/Thr phosphorylation by MAP kinase kinase kinases. Mutations in this gene cause cardiofacio cutaneous syndrome (CFC syndrome), a disease characterized by heart defects, mental retardation, and distinctive facial features similar to those found in Noonan syndrome. The inhibition or degradation of this kinase is also found to be involved in the pathogenesis of Yersinia and anthrax. A pseudogene, which is located on chromosome 7, has been identified for this gene.
基因ID	5605
基因名	MAP2K2
Swiss	P36507 ( <a href="https://www.uniprot.org/uniprotkb/P36507/entry">https://www.uniprot.org/uniprotkb/P36507/entry</a> )
别名	MEK2 (YD31665),MEK2 (YD31665) Rabbit mAb,MAP2K2,ERK activator kinase 2,MAPK/ERK kinase 2,MEK2, MKK2,PRKMK2

## 产品验证



## 实验步骤

访问官网浏览详情: [www.ablybio.cn](http://www.ablybio.cn) (<https://www.ablybio.cn/www.ablybio.cn>)

