

NUMB (YD20971) Rabbit mAb

货号: **AYD11426**

产品信息

反应	Human,Mouse,Rat
宿主	Rabbit
克隆性	Monoclonal
预测反应	
应用	WB IHC-P FC IP
推荐浓度	
理论分子量	71kDa
实测分子量	
形式	Liquid
保存条件	Store at -20°C. Avoid freeze / thaw cycles. Buffer: PBS with 0.75% BSA,50% glycerol,pH7.3.
偶联物	Unconjugated
阳性对照	HeLa,NIH/3T3,SH-SY5Y,Mouse brain,Rat testis,Rat kidney
细胞定位	Cell membrane, Endosome membrane
纯化	

抗原信息

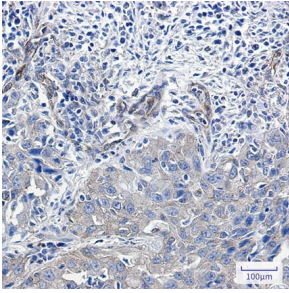
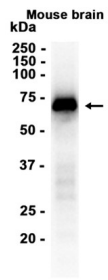
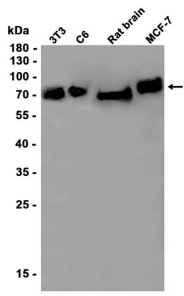
抗原信息	
------	--

靶点信息

研究背景	The protein encoded by this gene plays a role in the determination of cell fates during development. The encoded protein, whose degradation is induced in a proteasome-dependent manner by MDM2, is a membrane-bound protein that has been shown to associate with EPS15, LNX1, and NOTCH1. Alternative splicing results in multiple transcript variants.
基因ID	8650
基因名	NUMB
Swiss	P49757

别名	NUMB (YD20971)
----	----------------

产品验证



实验步骤

访问官网浏览详情: www.ablybio.cn