

— ABLYBIO, Help Your Research



IKB alpha (YD11574) Rabbit mAb

货号: **AYD11313**

产品信息

反应	Human,Mouse,Rat
宿主	Rabbit
克隆性	Monoclonal
预测反应	
应用	WB IHC-P ICC/IF
推荐浓度	
理论分子量	36kDa
实测分子量	
形式	Liquid
保存条件	Store at -20°C. Avoid freeze / thaw cycles. Buffer: PBS with 0.75% BSA,50% glycerol,pH7.3.
偶联物	Unconjugated
阳性对照	HeLa,NIH/3T3,Rat liver
细胞定位	Cytoplasm, Nucleus
纯化	亲和纯化

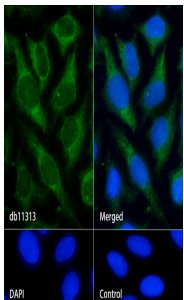
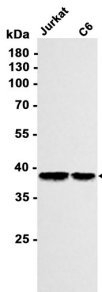
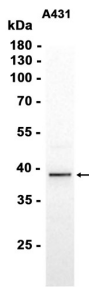
抗原信息

抗原信息	
------	--

靶点信息

研究背景	This gene encodes a member of the NF-kappa-B inhibitor family, which contain multiple ankrin repeat domains. The encoded protein interacts with REL dimers to inhibit NF-kappa-B/REL complexes which are involved in inflammatory responses. The encoded protein moves between the cytoplasm and the nucleus via a nuclear localization signal and CRM1-mediated nuclear export. Mutations in this gene have been found in ectodermal dysplasia anhidrotic with T-cell immunodeficiency autosomal dominant disease.
基因ID	4792
基因名	NFKBIA
Swiss	P25963 (https://www.uniprot.org/uniprotkb/P25963/entry)
别名	IKB alpha (YD11574),IKB alpha (YD11574) Rabbit mAb,NFKBIA,I-kappa-B-alpha,Major histocompatibility complex enhancer-binding protein MAD3,IKBA,MAD3,NFKBI

产品验证



实验步骤

访问官网浏览详情: www.ablybio.cn (<https://www.ablybio.cn/www.ablybio.cn>)