

— ABLYBIO, Help Your Research



# Synapsin 2 (YD32124) Rabbit mAb

货号: **AYD11296**

## 产品信息

反应	Human,Mouse,Rat
宿主	Rabbit
克隆性	Monoclonal
预测反应	
应用	WB IHC-P
推荐浓度	
理论分子量	63kDa
实测分子量	
形式	Liquid
保存条件	Store at -20°C. Avoid freeze / thaw cycles. Buffer: PBS with 0.75% BSA,50% glycerol,pH7.3.
偶联物	Unconjugated
阳性对照	293T
细胞定位	Synapse
纯化	亲和纯化

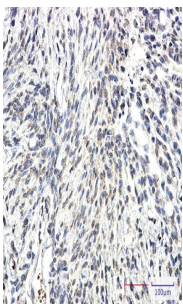
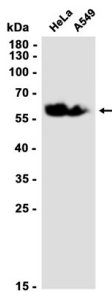

## 抗原信息

抗原信息	
------	--

## 靶点信息

研究背景	This gene is a member of the synapsin gene family. Synapsins encode neuronal phosphoproteins which associate with the cytoplasmic surface of synaptic vesicles. Family members are characterized by common protein domains, and they are implicated in synaptogenesis and the modulation of neurotransmitter release, suggesting a potential role in several neuropsychiatric diseases. This member of the synapsin family encodes a neuron-specific phosphoprotein that selectively binds to small synaptic vesicles in the presynaptic nerve terminal. Polymorphisms in this gene are associated with abnormal presynaptic function and related neuronal disorders, including autism, epilepsy, bipolar disorder and schizophrenia. Alternative splicing of this gene results in multiple transcript variants. The tissue inhibitor of metalloproteinase 4 gene is located within an intron of this gene and is transcribed in the opposite direction. [provided by RefSeq, Feb 2014]
基因ID	6854
基因名	SYN2
Swiss	Q92777 ( <a href="https://www.uniprot.org/uniprotkb/Q92777/entry">https://www.uniprot.org/uniprotkb/Q92777/entry</a> )
别名	Synapsin 2 (YD32124), Synapsin 2 (YD32124) Rabbit mAb, SYN2, Synapsin II

## 产品验证



## 实验步骤

