

Radixin (YD21033) Rabbit mAb

货号: **AYD11280**

产品信息

反应	Human,Mouse,Rat
宿主	Rabbit
克隆性	Monoclonal
预测反应	
应用	WB IHC-P ICC/IF FC
推荐浓度	
理论分子量	69kDa
实测分子量	
形式	Liquid
保存条件	Store at -20°C. Avoid freeze / thaw cycles. Buffer: PBS with 0.75% BSA,50% glycerol,pH7.3.
偶联物	Unconjugated
阳性对照	LO2,HeLa,Jurkat
细胞定位	Cell membrane, Cytoplasm, cytoskeleton, Cleavage furrow, Cell projection, microvillus, stereocilium
纯化	

抗原信息

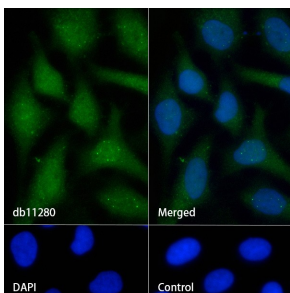
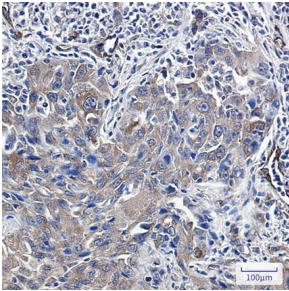

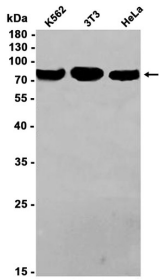
抗原信息	
------	--

靶点信息

研究背景	Radixin is a cytoskeletal protein that may be important in linking actin to the plasma membrane. It is highly similar in sequence to both ezrin and moesin. The radixin gene has been localized by fluorescence in situ hybridization to 11q23. A truncated version representing a pseudogene (RDXP2) was assigned to Xp21.3. Another pseudogene that seemed to lack introns (RDXP1) was mapped to 11p by Southern and PCR analyses. Multiple alternatively spliced transcript variants encoding different isoforms have been found for this gene.
基因ID	5962
基因名	RDX

Swiss	P35241
别名	Radixin (YD21033)

产品验证



实验步骤

访问官网浏览详情: www.ablybio.cn