

— ABLYBIO, Help Your Research



VEGF Receptor 1 (YD20506) Rabbit mAb

货号: **AYD11269**

产品信息

反应	Human,Mouse,Rat
宿主	Rabbit
克隆性	Monoclonal
预测反应	
应用	WB IHC-P IP
推荐浓度	
理论分子量	151kDa
实测分子量	
形式	Liquid
保存条件	Store at -20°C. Avoid freeze / thaw cycles. Buffer: PBS with 0.75% BSA,50% glycerol,pH7.3.
偶联物	Unconjugated
阳性对照	Mouse lung,Mouse kidney,Rat lung
细胞定位	Cell membrane, Endosome, Secreted, Cytoplasm
纯化	亲和纯化

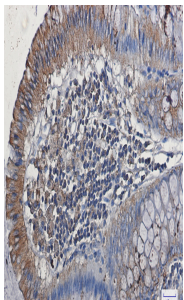


抗原信息

抗原信息	
------	--

靶点信息

研究背景	This gene encodes a member of the vascular endothelial growth factor receptor (VEGFR) family. VEGFR family members are receptor tyrosine kinases (RTKs) which contain an extracellular ligand-binding region with seven immunoglobulin (Ig)-like domains, a transmembrane segment, and a tyrosine kinase (TK) domain within the cytoplasmic domain. This protein binds to VEGFR-A, VEGFR-B and placental growth factor and plays an important role in angiogenesis and vasculogenesis. Expression of this receptor is found in vascular endothelial cells, placental trophoblast cells and peripheral blood monocytes. Multiple transcript variants encoding different isoforms have been found for this gene. Isoforms include a full-length transmembrane receptor isoform and shortened, soluble isoforms. The soluble isoforms are associated with the onset of pre-eclampsia.
基因ID	2321
基因名	FLT1
Swiss	P17948 (https://www.uniprot.org/uniprotkb/P17948/entry)
别名	VEGF Receptor 1 (YD20506), VEGF Receptor 1 (YD20506) Rabbit mAb, FLT1, Fms-like tyrosine kinase 1, Tyrosine-protein kinase FRT, Tyrosine-protein kinase receptor FLT, Vascular permeability factor receptor, FLT, FRT, VEGFR1

产品验证



实验步骤

访问官网浏览详情: www.ablybio.cn (<https://www.ablybio.cn/www.ablybio.cn>)