

— ABLYBIO, Help Your Research



Smad5 (YD19504) Rabbit mAb

货号: **AYD11228**

产品信息

反应	Human,Mouse,Rat
宿主	Rabbit
克隆性	Monoclonal
预测反应	
应用	WB IHC-P ICC/IF FC
推荐浓度	
理论分子量	52kDa
实测分子量	
形式	Liquid
保存条件	Store at -20°C. Avoid freeze / thaw cycles. Buffer: PBS with 0.75% BSA,50% glycerol,pH7.3.
偶联物	Unconjugated
阳性对照	Rat lung
细胞定位	Cytoplasm, Nucleus, Mitochondrion
纯化	亲和纯化

抗原信息

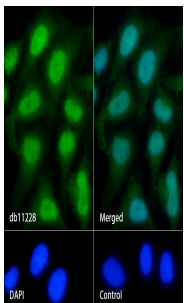
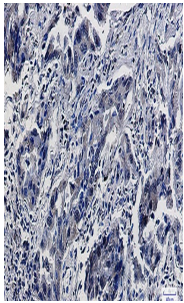
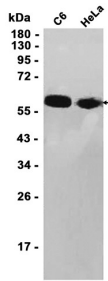
抗原信息	
------	--

靶点信息

研究背景	The protein encoded by this gene is involved in the transforming growth factor beta signaling pathway th at results in an inhibition of the proliferation of hematopoietic progenitor cells. The encoded protein is act ivated by bone morphogenetic proteins type 1 receptor kinase, and may be involved in cancer. Alternativ e splicing results in multiple transcript variants.
------	---

基因ID	4090
基因名	SMAD5
Swiss	Q99717 (https://www.uniprot.org/uniprotkb/Q99717/entry)
别名	Smad5 (YD19504), Smad5 (YD19504) Rabbit mAb, SMAD5, JV5-1, Mothers against decapentaplegic homolog 5, MADH5

产品验证



实验步骤

访问官网浏览详情: www.ablybio.cn (<https://www.ablybio.cn/www.ablybio.cn>)