

— ABLYBIO, Help Your Research



Phospho-PAK1/2/3 (Ser144/Ser141/Ser154) (YD19432) Rabbit mAb

货号: AYD11225

产品信息

反应	Human,Mouse,Rat
宿主	Rabbit
克隆性	Monoclonal
预测反应	
应用	WB IHC-P ICC/IF FC IP
推荐浓度	
理论分子量	62kDa
实测分子量	
形式	Liquid
保存条件	Store at -20°C. Avoid freeze / thaw cycles. Buffer: PBS with 0.75% BSA,50% glycerol,pH7.3.
偶联物	Unconjugated
阳性对照	U-251MG,Rat brain,Rat testis
细胞定位	Cytoplasm
纯化	亲和纯化

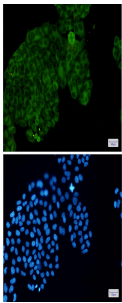
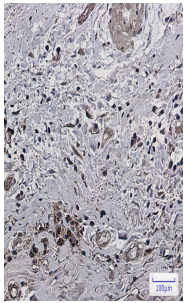
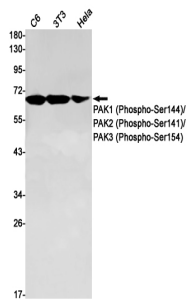
抗原信息

抗原信息	
------	--

靶点信息

研究背景	The protein encoded by this gene is a serine-threonine kinase and forms an activated complex with GTP-bound RAS-like (P21), CDC2 and RAC1. This protein may be necessary for dendritic development and for the rapid cytoskeletal reorganization in dendritic spines associated with synaptic plasticity. Defects in this gene are the cause of non-syndromic mental retardation X-linked type 30 (MRX30), also called X-linked mental retardation type 47 (MRX47). Alternatively spliced transcript variants encoding different isoforms have been identified.
基因ID	5063
基因名	PAK3
Swiss	O75914 (https://www.uniprot.org/uniprotkb/O75914/entry)
别名	Phospho-PAK1/2/3 (Ser144/Ser141/Ser154) (YD19432), Phospho-PAK1/2/3 (Ser144/Ser141/Ser154) (YD19432) Rabbit mAb, PAK3, Beta-PAK, Oligophrenin-3, p21-activated kinase 3, OPHN3

产品验证



实验步骤

访问官网浏览详情: www.ablybio.cn (<https://www.ablybio.cn/www.ablybio.cn>)