

JunB (YD19416) Rabbit mAb

货号: **AYD11224**

产品信息

反应	Human,Mouse,Rat
宿主	Rabbit
克隆性	Monoclonal
预测反应	
应用	WB ICC/IF IP
推荐浓度	
理论分子量	36kDa
实测分子量	
形式	Liquid
保存条件	Store at -20°C. Avoid freeze / thaw cycles. Buffer: PBS with 0.75% BSA,50% glycerol,pH7.3.
偶联物	Unconjugated
阳性对照	Mouse liver
细胞定位	Nucleus
纯化	

抗原信息

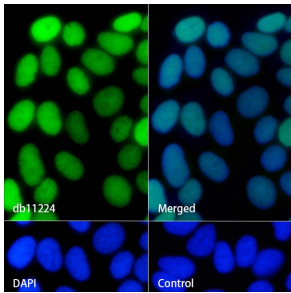
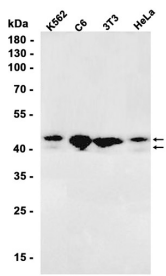
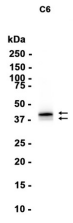
抗原信息	
------	--

靶点信息

研究背景	JunB is one of the components of the Activator Protein-1 (AP-1) transcription complex that have been implicated in the control of the G0/G1 transition in fibroblasts. AP-1 is a collection of dimers formed by members of the Jun-, Fos-, ATF- and Maf multigene families that bind to specific DNA regulatory elements called AP-1/12-O-tetradecanoylphorbol-13-acetate-responsive elements (TREs) and cAMP-responsive elements (CREs). JunB binds to the DNA sequence 5'-TGA[CG]TCA-3', and involves in the regulation of gene activity following the primary growth factor response. It also acts either as a tumor suppressor or as an oncogene depending on the cell and physiopathological context
基因ID	3726
基因名	JUNB

Swiss	P17275
别名	JunB (YD19416)

产品验证



实验步骤

访问官网浏览详情: www.ablybio.cn