

— ABLYBIO, Help Your Research



VAMP2 (YD19291) Rabbit mAb

货号: **AYD11219**

产品信息

反应	Human,Mouse,Rat
宿主	Rabbit
克隆性	Monoclonal
预测反应	
应用	WB ICC/IF FC IP
推荐浓度	
理论分子量	13kDa
实测分子量	
形式	Liquid
保存条件	Store at -20°C. Avoid freeze / thaw cycles. Buffer: PBS with 0.75% BSA,50% glycerol,pH7.3.
偶联物	Unconjugated
阳性对照	22Rv1,Mouse brain,Mouse lung,Rat brain
细胞定位	Cytoplasmic vesicle, secretory vesicle, synaptic vesicle membrane, Cell membrane
纯化	亲和纯化

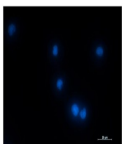
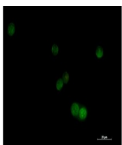


抗原信息

抗原信息	
------	--

靶点信息

研究背景	The protein encoded by this gene is a member of the vesicle-associated membrane protein (VAMP)/synaptobrevin family. Synaptobrevins/VAMPs, syntaxins, and the 25-kD synaptosomal-associated protein SNAP25 are the main components of a protein complex involved in the docking and/or fusion of synaptic vesicles with the presynaptic membrane. This gene is thought to participate in neurotransmitter release at a step between docking and fusion. The protein forms a stable complex with syntaxin, synaptosomal-associated protein, 25 kD, and synaptotagmin. It also forms a distinct complex with synaptophysin. It is a likely candidate gene for familial infantile myasthenia (FIMG) because of its map location and because it encodes a synaptic vesicle protein of the type that has been implicated in the pathogenesis of FIMG.
基因ID	6844
基因名	VAMP2
Swiss	P63027 (https://www.uniprot.org/uniprotkb/P63027/entry)
别名	VAMP2 (YD19291),VAMP2 (YD19291) Rabbit mAb,VAMP2,Synaptobrevin-2,SYB2

产品验证



实验步骤

访问官网浏览详情: www.ablybio.cn (<https://www.ablybio.cn/www.ablybio.cn>)