

— ABLYBIO, Help Your Research



# ATM (YD14271) Rabbit mAb

货号: **AYD11193**

## 产品信息

反应	Human,Mouse,Rat
宿主	Rabbit
克隆性	Monoclonal
预测反应	
应用	WB ICC/IF FC IP
推荐浓度	
理论分子量	351kDa
实测分子量	
形式	Liquid
保存条件	Store at -20°C. Avoid freeze / thaw cycles. Buffer: PBS with 0.75% BSA,50% glycerol,pH7.3.
偶联物	Unconjugated
阳性对照	293T,NIH/3T3
细胞定位	Nucleus, Cytoplasmic vesicle, Cytoplasm, cytoskeleton, microtubule organizing center, centrosome, Peroxisome matrix
纯化	亲和纯化

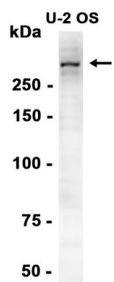

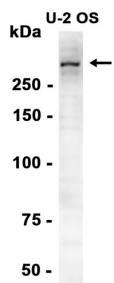
## 抗原信息


抗原信息	
------	--

## 靶点信息

研究背景	The protein encoded by this gene belongs to the PI3/PI4-kinase family. This protein is an important cell cycle checkpoint kinase that phosphorylates; thus, it functions as a regulator of a wide variety of downstream proteins, including tumor suppressor proteins p53 and BRCA1, checkpoint kinase CHK2, checkpoint proteins RAD17 and RAD9, and DNA repair protein NBS1. This protein and the closely related kinase ATR are thought to be master controllers of cell cycle checkpoint signaling pathways that are required for cell response to DNA damage and for genome stability. Mutations in this gene are associated with ataxia telangiectasia, an autosomal recessive disorder.
基因ID	472
基因名	ATM
Swiss	Q13315 ( <a href="https://www.uniprot.org/uniprotkb/Q13315/entry">https://www.uniprot.org/uniprotkb/Q13315/entry</a> )
别名	ATM (YD14271), ATM (YD14271) Rabbit mAb, ATM, Ataxia telangiectasia mutated

## 产品验证





### 实验步骤

访问官网浏览详情: [www.ablybio.cn](http://www.ablybio.cn) (<https://www.ablybio.cn/>[www.ablybio.cn](http://www.ablybio.cn))