

Amyloid Precursor Protein (YD16504) Rabbit mAb

货号: **AYD11190**

产品信息

反应	Human,Mouse,Rat
宿主	Rabbit
克隆性	Monoclonal
预测反应	
应用	WB IHC-P FC
推荐浓度	
理论分子量	87kDa
实测分子量	
形式	Liquid
保存条件	Store at -20°C. Avoid freeze / thaw cycles. Buffer: PBS with 0.75% BSA,50% glycerol,pH7.3.
偶联物	Unconjugated
阳性对照	293T,HeLa,U-87MG
细胞定位	Cell membrane, Membrane, Perikaryon, Cell projection, growth cone, clathrin-coated pit, Early endosome , Cytoplasmic vesicle, Endoplasmic reticulum, Golgi apparatus, Secreted, Cell surface, Nucleus, Cytoplasm
纯化	

抗原信息

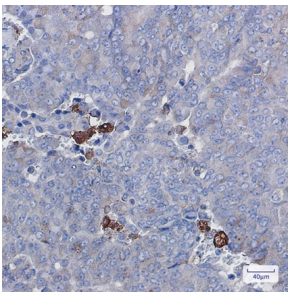

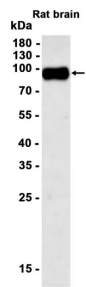
抗原信息	
------	--

靶点信息

研究背景	This gene encodes a cell surface receptor and transmembrane precursor protein that is cleaved by secretases to form a number of peptides. Some of these peptides are secreted and can bind to the acetyltransferase complex APBB1/TIP60 to promote transcriptional activation, while others form the protein basis of the amyloid plaques found in the brains of patients with Alzheimer disease. In addition, two of the peptides are antimicrobial peptides, having been shown to have bacteriocidal and antifungal activities. Mutations in this gene have been implicated in autosomal dominant Alzheimer disease and cerebroarterial amyloidosis (cerebral amyloid angiopathy). Multiple transcript variants encoding several different isoforms have been found for this gene.
------	--

基因ID	351
基因名	APP
Swiss	P05067
别名	Amyloid Precursor Protein (YD16504)

产品验证



实验步骤

访问官网浏览详情: www.ablybio.cn