

— ABLYBIO, Help Your Research



CD146 (YD12926) Rabbit mAb

货号: **AYD11170**

产品信息

反应	Human,Mouse,Rat
宿主	Rabbit
克隆性	Monoclonal
预测反应	
应用	WB
推荐浓度	
理论分子量	72kDa
实测分子量	100-140KD
形式	Liquid
保存条件	Store at -20°C. Avoid freeze / thaw cycles. Buffer: PBS with 0.75% BSA,50% glycerol,pH7.3.
偶联物	Unconjugated
阳性对照	HeLa,A375,HUVEC,Mouse lung,Mouse uterus
细胞定位	Membrane
纯化	亲和纯化

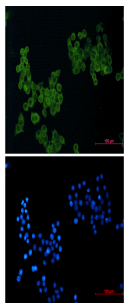
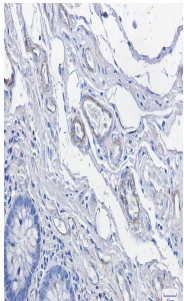

抗原信息

抗原信息	
------	--

靶点信息

研究背景	Plays a role in cell adhesion, and in cohesion of the endothelial monolayer at intercellular junctions in vascular tissue. Its expression may allow melanoma cells to interact with cellular elements of the vascular system, thereby enhancing hematogeneous tumor spread. Could be an adhesion molecule active in neural crest cells during embryonic development. Acts as surface receptor that triggers tyrosine phosphorylation of FYN and PTK2/FAK1, and a transient increase in the intracellular calcium concentration.
基因ID	4162
基因名	MCAM
Swiss	P43121 (https://www.uniprot.org/uniprotkb/P43121/entry)
别名	CD146 (YD12926),CD146 (YD12926) Rabbit mAb,MCAM,Cell surface glycoprotein P1H12,Melanoma cell adhesion molecule,Melanoma-associated antigen A32,Melanoma-associated antigen MUC18,S-endo 1 endothelial-associated antigen,MUC18

产品验证



实验步骤

访问官网浏览详情: www.ablybio.cn (<https://www.ablybio.cn/www.ablybio.cn>)