

HADHA (YD11817) Rabbit mAb

货号: **AYD11168**

产品信息

| | |
|-------|---|
| 反应 | Human,Mouse,Rat |
| 宿主 | Rabbit |
| 克隆性 | Monoclonal |
| 预测反应 | |
| 应用 | WB IHC-P ICC/IF FC IP |
| 推荐浓度 | |
| 理论分子量 | 83kDa |
| 实测分子量 | |
| 形式 | Liquid |
| 保存条件 | Store at -20°C. Avoid freeze / thaw cycles. Buffer: PBS with 0.75% BSA,50% glycerol,pH7.3. |
| 偶联物 | Unconjugated |
| 阳性对照 | 293T,K-562 |
| 细胞定位 | Mitochondrion, Mitochondrion inner membrane |
| 纯化 | |

抗原信息

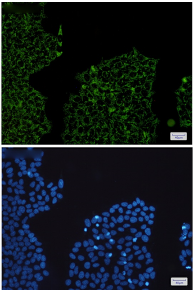
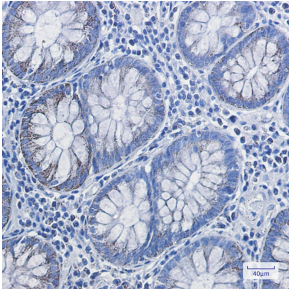
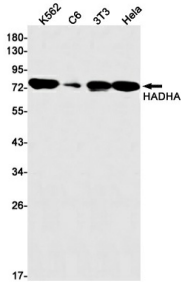
| | |
|------|--|
| 抗原信息 | |
|------|--|

靶点信息

| | |
|------|---|
| 研究背景 | This gene encodes the alpha subunit of the mitochondrial trifunctional protein, which catalyzes the last three steps of mitochondrial beta-oxidation of long chain fatty acids. The mitochondrial membrane-bound heterocomplex is composed of four alpha and four beta subunits, with the alpha subunit catalyzing the 3-hydroxyacyl-CoA dehydrogenase and enoyl-CoA hydratase activities. Mutations in this gene result in trifunctional protein deficiency or LCHAD deficiency. The genes of the alpha and beta subunits of the mitochondrial trifunctional protein are located adjacent to each other in the human genome in a head-to-head orientation. |
| 基因ID | 3030 |
| 基因名 | HADHA |

| | |
|-------|-----------------|
| Swiss | P40939 |
| 别名 | HADHA (YD11817) |

产品验证



实验步骤

访问官网浏览详情: www.ablybio.cn