

# RPA32/RPA2 (YD12806) Rabbit mAb

货号: **AYD11166**

## 产品信息

反应	Human, Mouse, Rat
宿主	Rabbit
克隆性	Monoclonal
预测反应	
应用	WB IHC ICC/IF FC IP
推荐浓度	
理论分子量	29kDa
实测分子量	
形式	Liquid
保存条件	Store at -20°C. Avoid freeze / thaw cycles. Buffer: PBS with 0.75% BSA,50% glycerol,pH7.3.
偶联物	Unconjugated
阳性对照	293T,293T+UV,NIH/3T3,C6
细胞定位	Nucleus, PML body
纯化	

## 抗原信息

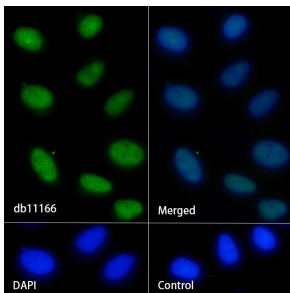
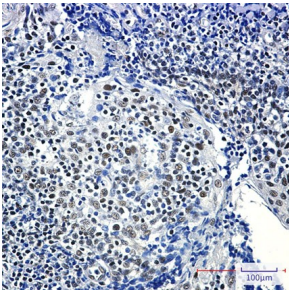

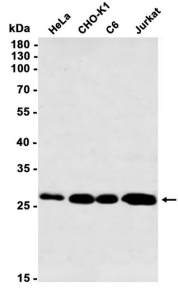
抗原信息	
------	--

## 靶点信息

研究背景	<p>As part of the heterotrimeric replication protein A complex (RPA/RP-A, binds and stabilizes single-stranded DNA intermediates, that form during DNA replication or upon DNA stress. It prevents their reannealing and in parallel, recruits and activates different proteins and complexes involved in DNA metabolism. Thereby, it plays an essential role both in DNA replication and the cellular response to DNA damage. In the cellular response to DNA damage, the RPA complex controls DNA repair and DNA damage checkpoint activation. Through recruitment of ATRIP activates the ATR kinase a master regulator of the DNA damage response. It is required for the recruitment of the DNA double-strand break repair factors RAD51 and RAD52 to chromatin in response to DNA damage. Also recruits to sites of DNA damage proteins like XPA and XPG that are involved in nucleotide excision repair and is required for this mechanism of DNA repair. Plays also a role in base excision repair (BER probably through interaction with UNG. Also recruits SMARCAL1/HARP, which is involved in replication fork restart, to sites of DNA damage. May also play a role in telomere maintenance.</p>
------	---

基因ID	6118
基因名	RPA2
Swiss	P15927
别名	RPA32/RPA2 (YD12806)

### 产品验证



### 实验步骤

访问官网浏览详情: [www.ablybio.cn](http://www.ablybio.cn)