

SFT (YD32561) Rabbit mAb

货号: **AYD11149**

产品信息

| | |
|-------|---|
| 反应 | Human,Mouse,Rat |
| 宿主 | Rabbit |
| 克隆性 | Monoclonal |
| 预测反应 | |
| 应用 | WB IHC-P FC IP |
| 推荐浓度 | |
| 理论分子量 | 17kDa |
| 实测分子量 | |
| 形式 | Liquid |
| 保存条件 | Store at -20°C. Avoid freeze / thaw cycles. Buffer: PBS with 0.75% BSA,50% glycerol,pH7.3. |
| 偶联物 | Unconjugated |
| 阳性对照 | SW620,BT-474 |
| 细胞定位 | Cytoplasm |
| 纯化 | |

抗原信息

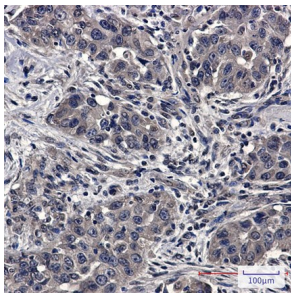
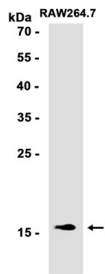

| | |
|------|--|
| 抗原信息 | |
|------|--|

靶点信息

| | |
|------|--|
| 研究背景 | <p>The modification of proteins with ubiquitin is an important cellular mechanism for targeting abnormal or short-lived proteins for degradation. Ubiquitination involves at least three classes of enzymes: ubiquitin-activating enzymes, or E1s, ubiquitin-conjugating enzymes, or E2s, and ubiquitin-protein ligases, or E3s. This gene encodes a member of the E2 ubiquitin-conjugating enzyme family. This enzyme is closely related to a stimulator of iron transport (SFT), and is up-regulated in hereditary hemochromatosis. It also functions in the ubiquitination of the tumor-suppressor protein p53 and the hypoxia-inducible transcription factor HIF1alpha by interacting with the E1 ubiquitin-activating enzyme and the E3 ubiquitin-protein ligases. Two transcript variants encoding different isoforms have been found for this gene.</p> |
| 基因ID | 7321 |

| | |
|-------|---------------|
| 基因名 | UBE2D1 |
| Swiss | P51668 |
| 别名 | SFT (YD32561) |

产品验证



实验步骤

访问官网浏览详情: www.ablybio.cn