

— ABLYBIO, Help Your Research



NDUFS6 (YD19096) Rabbit mAb

货号: **AYD11130**

产品信息

反应	Human,Mouse,Rat
宿主	Rabbit
克隆性	Monoclonal
预测反应	
应用	WB IHC-P ICC/IF FC
推荐浓度	
理论分子量	14kDa
实测分子量	
形式	Liquid
保存条件	Store at -20°C. Avoid freeze / thaw cycles. Buffer: PBS with 0.75% BSA,50% glycerol,pH7.3.
偶联物	Unconjugated
阳性对照	Mouse kidney,Mouse liver,Mouse heart,Rat brain
细胞定位	Mitochondrion inner membrane
纯化	亲和纯化




抗原信息

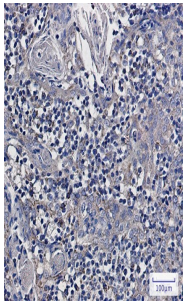
抗原信息	
------	--

靶点信息

研究背景	This gene encodes a subunit of the NADH:ubiquinone oxidoreductase (complex I), which is the first enzyme complex in the electron transport chain of mitochondria. This complex functions in the transfer of electrons from NADH to the respiratory chain. The subunit encoded by this gene is one of seven subunits in the iron-sulfur protein fraction. Mutations in this gene cause mitochondrial complex I deficiency, a disease that causes a wide variety of clinical disorders, including neonatal disease and adult-onset neurodegenerative disorders.
基因ID	4726
基因名	NDUFS6
Swiss	O75380 (https://www.uniprot.org/uniprotkb/O75380/entry)
别名	NDUFS6 (YD19096),NDUFS6 (YD19096) Rabbit mAb,NDUFS6,Complex I-13kD-A,NADH-ubiquinone oxidoreductase 13 kDa-A subunit

产品验证





实验步骤

访问官网浏览详情: www.ablybio.cn (<https://www.ablybio.cn/www.ablybio.cn>)