

ROCK1 (YD12762) Rabbit mAb

货号: **AYD11120**

产品信息

反应	Human,Mouse,Rat
宿主	Rabbit
克隆性	Monoclonal
预测反应	
应用	WB IHC-P ICC/IF FC IP
推荐浓度	
理论分子量	158kDa
实测分子量	
形式	Liquid
保存条件	Store at -20°C. Avoid freeze / thaw cycles. Buffer: PBS with 0.75% BSA,50% glycerol,pH7.3.
偶联物	Unconjugated
阳性对照	293T,U-251MG,Jurkat,BT-474
细胞定位	Cytoplasm, cytoskeleton, microtubule organizing center, centrosome, centriole, Golgi apparatus membrane, Cell projection, bleb, Cell membrane, lamellipodium, ruffle
纯化	

抗原信息

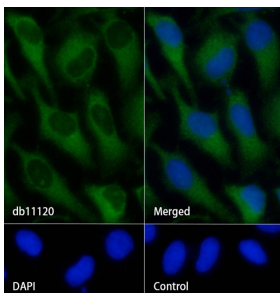
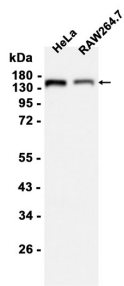

抗原信息	
------	--

靶点信息

研究背景	This gene encodes a protein serine/threonine kinase that is activated when bound to the GTP-bound form of Rho. The small GTPase Rho regulates formation of focal adhesions and stress fibers of fibroblasts, as well as adhesion and aggregation of platelets and lymphocytes by shuttling between the inactive GDP-bound form and the active GTP-bound form. Rho is also essential in cytokinesis and plays a role in transcriptional activation by serum response factor. This protein, a downstream effector of Rho, phosphorylates and activates LIM kinase, which in turn, phosphorylates cofilin, inhibiting its actin-depolymerizing activity. A pseudogene, related to this gene, is also located on chromosome 18.
基因ID	6093

基因名	ROCK1
Swiss	Q13464
别名	ROCK1 (YD12762)

产品验证



实验步骤

访问官网浏览详情: www.ablybio.cn