

Phospho-PKC (Thr514) (YD14365) Rabbit mAb

货号: **AYD11115**

产品信息

反应	Human,Mouse,Rat
宿主	Rabbit
克隆性	Monoclonal
预测反应	
应用	WB IHC-P IP
推荐浓度	
理论分子量	78kDa
实测分子量	
形式	Liquid
保存条件	Store at -20°C. Avoid freeze / thaw cycles. Buffer: PBS with 0.75% BSA,50% glycerol,pH7.3.
偶联物	Unconjugated
阳性对照	THP-1,Rat brain
细胞定位	Cytoplasm, perinuclear region, Cell membrane, Synapse, synaptosome, Cell projection, dendrite
纯化	

抗原信息

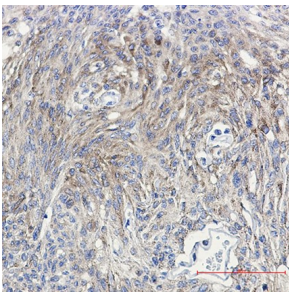

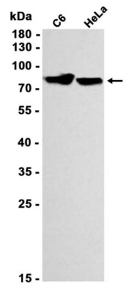
抗原信息	
------	--

靶点信息

研究背景	<p>Protein kinase C (PKC) is a family of serine- and threonine-specific protein kinases that can be activated by calcium and second messenger diacylglycerol. PKC family members phosphorylate a wide variety of protein targets and are known to be involved in diverse cellular signaling pathways. PKC also serve as major receptors for phorbol esters, a class of tumor promoters. Each member of the PKC family has a specific expression profile and is believed to play distinct roles in cells. The protein encoded by this gene is one of the PKC family members. This protein kinase is expressed solely in the brain and spinal cord and its localization is restricted to neurons. It has been demonstrated that several neuronal functions, including long term potentiation (LTP) and long term depression (LTD), specifically require this kinase. Knockout studies in mice also suggest that this kinase may be involved in neuropathic pain development. Defects in this protein have been associated with neurodegenerative disorder spinocerebellar ataxia-14 (SCA14). Two transcript variants encoding different isoforms have been found for this gene.</p>
------	---

基因ID	5582
基因名	PRKCG
Swiss	P05129
别名	Phospho-PKC (Thr514) (YD14365)

产品验证



实验步骤

访问官网浏览详情: www.ablybio.cn