

— ABLYBIO, Help Your Research



Catalase (YD12632) Rabbit mAb

货号: **AYD11103**

产品信息

反应	Human,Mouse,Rat
宿主	Rabbit
克隆性	Monoclonal
预测反应	
应用	WB IHC-P
推荐浓度	
理论分子量	60kDa
实测分子量	
形式	Liquid
保存条件	Store at -20°C. Avoid freeze / thaw cycles. Buffer: PBS with 0.75% BSA,50% glycerol,pH7.3.
偶联物	Unconjugated
阳性对照	HeLa,293T,HepG2,THP-1,Mouse liver,Mouse kidney,Rat liver,Rat kidney
细胞定位	Peroxisome matrix
纯化	亲和纯化

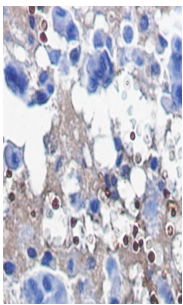
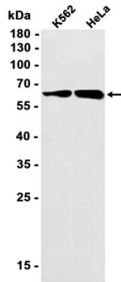

抗原信息

抗原信息	
------	--

靶点信息

研究背景	This gene encodes catalase, a key antioxidant enzyme in the bodies defense against oxidative stress. Catalase is a heme enzyme that is present in the peroxisome of nearly all aerobic cells. Catalase converts the reactive oxygen species hydrogen peroxide to water and oxygen and thereby mitigates the toxic effects of hydrogen peroxide. Oxidative stress is hypothesized to play a role in the development of many chronic or late-onset diseases such as diabetes, asthma, Alzheimer's disease, systemic lupus erythematosus, rheumatoid arthritis, and cancers. Polymorphisms in this gene have been associated with decreases in catalase activity but, to date, acatalasemia is the only disease known to be caused by this gene.
基因ID	847
基因名	CAT
Swiss	P04040 (https://www.uniprot.org/uniprotkb/P04040/entry)
别名	Catalase (YD12632),Catalase (YD12632) Rabbit mAb,CAT

产品验证



实验步骤

访问官网浏览详情: www.ablybio.cn (<https://www.ablybio.cn/www.ablybio.cn>)