

PARK7/DJ1 (YD12325) Rabbit mAb

货号: **AYD11078**

产品信息

反应	Human,Mouse,Rat
宿主	Rabbit
克隆性	Monoclonal
预测反应	
应用	WB IHC-P ICC/IF FC IP
推荐浓度	
理论分子量	20kDa
实测分子量	
形式	Liquid
保存条件	Store at -20°C. Avoid freeze / thaw cycles. Buffer: PBS with 0.75% BSA,50% glycerol,pH7.3.
偶联物	Unconjugated
阳性对照	HeLa,NIH/3T3,Jurkat
细胞定位	Cell membrane, Cytoplasm, Nucleus, Membrane raft, Mitochondrion, Endoplasmic reticulum
纯化	

抗原信息

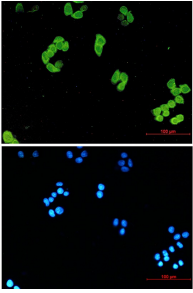
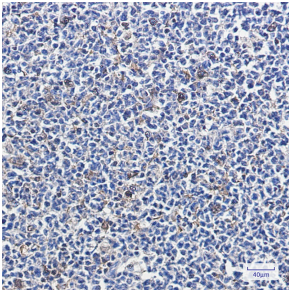
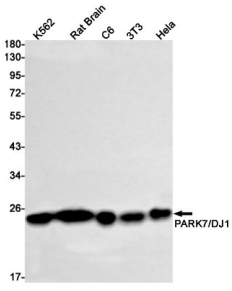
抗原信息	
------	--

靶点信息

研究背景	The product of this gene belongs to the peptidase C56 family of proteins. It acts as a positive regulator of androgen receptor-dependent transcription. It may also function as a redox-sensitive chaperone, as a sensor for oxidative stress, and it apparently protects neurons against oxidative stress and cell death. Defects in this gene are the cause of autosomal recessive early-onset Parkinson disease 7. Two transcript variants encoding the same protein have been identified for this gene.
基因ID	11315
基因名	PARK7
Swiss	Q99497

别名	PARK7/DJ1 (YD12325)
----	---------------------

产品验证



实验步骤

访问官网浏览详情: www.ablybio.cn