

— ABLYBIO, Help Your Research



Hsp60 (YD14394) Rabbit mAb

货号: **AYD11062**

产品信息

反应	Human,Mouse,Rat
宿主	Rabbit
克隆性	Monoclonal
预测反应	
应用	WB IHC-P
推荐浓度	
理论分子量	61kDa
实测分子量	
形式	Liquid
保存条件	Store at -20°C. Avoid freeze / thaw cycles. Buffer: PBS with 0.75% BSA,50% glycerol,pH7.3.
偶联物	Unconjugated
阳性对照	HeLa,Jurkat,K-562,Mouse kidney,Mouse liver,Mouse thymus,Rat heart
细胞定位	Mitochondrion matrix
纯化	亲和纯化

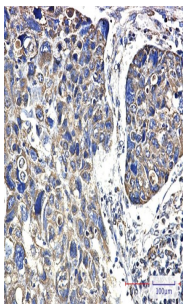

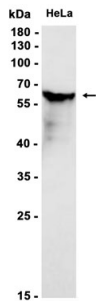
抗原信息

抗原信息	
------	--

靶点信息

研究背景	This gene encodes a member of the chaperonin family. The encoded mitochondrial protein may function as a signaling molecule in the innate immune system. This protein is essential for the folding and assembly of newly imported proteins in the mitochondria. This gene is adjacent to a related family member and the region between the 2 genes functions as a bidirectional promoter. Several pseudogenes have been associated with this gene. Two transcript variants encoding the same protein have been identified for this gene. Mutations associated with this gene cause autosomal recessive spastic paraplegia 13.
基因ID	3329
基因名	HSPD1
Swiss	P10809 (https://www.uniprot.org/uniprotkb/P10809/entry)
别名	Hsp60 (YD14394),Hsp60 (YD14394) Rabbit mAb,HSPD1,60 kDa chaperonin,Chaperonin 60,Heat shock protein 60,Heat shock protein family D member 1,HuCHA60,Mitochondrial matrix protein P1,P60 lymphocyte protein,HSP60

产品验证



实验步骤

访问官网浏览详情: www.ablybio.cn (<https://www.ablybio.cn/www.ablybio.cn>)