

beta Catenin (YD13940) Rabbit mAb

货号: **AYD11055**

产品信息

反应	Human,Mouse,Rat
宿主	Rabbit
克隆性	Monoclonal
预测反应	
应用	WB ICC/IF FC
推荐浓度	
理论分子量	85kDa
实测分子量	
形式	Liquid
保存条件	Store at -20°C. Avoid freeze / thaw cycles. Buffer: PBS with 0.75% BSA,50% glycerol,pH7.3.
偶联物	Unconjugated
阳性对照	293T,Mouse brain,Mouse lung,C6
细胞定位	Cytoplasm, Nucleus, cytoskeleton, Cell junction, adherens junction, Cell membrane, microtubule organizing center, centrosome, spindle pole, Synapse, cilium basal body
纯化	

抗原信息

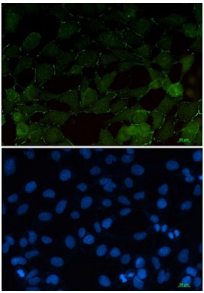

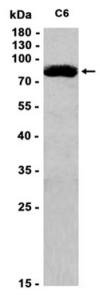

抗原信息	
------	--

靶点信息

研究背景	The protein encoded by this gene is part of a complex of proteins that constitute adherens junctions (AJs). AJs are necessary for the creation and maintenance of epithelial cell layers by regulating cell growth and adhesion between cells. The encoded protein also anchors the actin cytoskeleton and may be responsible for transmitting the contact inhibition signal that causes cells to stop dividing once the epithelial sheet is complete. Finally, this protein binds to the product of the APC gene, which is mutated in adenomatous polyposis of the colon. Mutations in this gene are a cause of colorectal cancer (CRC), pilomatixoma (PTR), medulloblastoma (MDB), and ovarian cancer. Alternative splicing results in multiple transcript variants.
基因ID	1499

基因名	CTNNB1
Swiss	P35222
别名	beta Catenin (YD13940)

产品验证



实验步骤

访问官网浏览详情: www.ablybio.cn