

PABPN1 (YD12294) Rabbit mAb

货号: **AYD11024**

产品信息

| | |
|-------|---|
| 反应 | Human,Mouse,Rat |
| 宿主 | Rabbit |
| 克隆性 | Monoclonal |
| 预测反应 | |
| 应用 | WB IHC-P ICC/IF FC IP |
| 推荐浓度 | |
| 理论分子量 | 33kDa |
| 实测分子量 | |
| 形式 | Liquid |
| 保存条件 | Store at -20°C. Avoid freeze / thaw cycles. Buffer: PBS with 0.75% BSA,50% glycerol,pH7.3. |
| 偶联物 | Unconjugated |
| 阳性对照 | B cells,HeLa,HepG2,U-87MG,Mouse brain,Mouse testis |
| 细胞定位 | Nucleus, Cytoplasm, Nucleus speckle |
| 纯化 | |

抗原信息

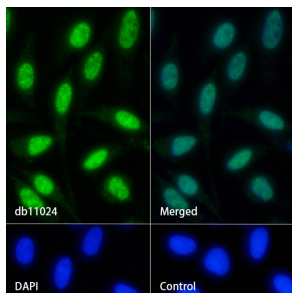
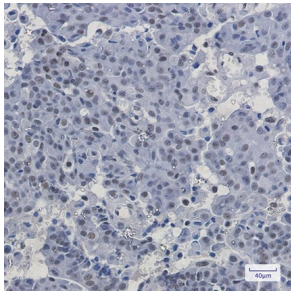
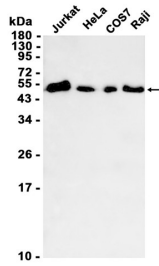
| | |
|------|--|
| 抗原信息 | |
|------|--|

靶点信息

| | |
|------|--|
| 研究背景 | <p>This gene encodes an abundant nuclear protein that binds with high affinity to nascent poly(A) tails. The protein is required for progressive and efficient polymerization of poly(A) tails at the 3' ends of eukaryotic transcripts and controls the size of the poly(A) tail to about 250 nt. At steady-state, this protein is localized in the nucleus whereas a different poly(A) binding protein is localized in the cytoplasm. This gene contains a GCG trinucleotide repeat at the 5' end of the coding region, and expansion of this repeat from the normal 6 copies to 8-13 copies leads to autosomal dominant oculopharyngeal muscular dystrophy (OPMD) disease. Related pseudogenes have been identified on chromosomes 19 and X. Read-through transcription also exists between this gene and the neighboring upstream BCL2-like 2 (BCL2L2) gene.</p> |
| 基因ID | 8106 |

| | |
|-------|------------------|
| 基因名 | PABPN1 |
| Swiss | Q86U42 |
| 别名 | PABPN1 (YD12294) |

产品验证



实验步骤

访问官网浏览详情: www.ablybio.cn