

— ABLYBIO, Help Your Research



MEK3 (YD12098) Rabbit mAb

货号: **AYD11014**

产品信息

反应	Human,Mouse,Rat
宿主	Rabbit
克隆性	Monoclonal
预测反应	
应用	WB IHC-P ICC/IF FC IP
推荐浓度	
理论分子量	39kDa
实测分子量	
形式	Liquid
保存条件	Store at -20°C. Avoid freeze / thaw cycles. Buffer: PBS with 0.75% BSA,50% glycerol,pH7.3.
偶联物	Unconjugated
阳性对照	Mouse heart,Mouse skeletal muscle
细胞定位	
纯化	亲和纯化

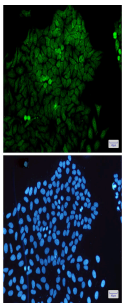
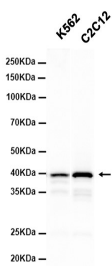
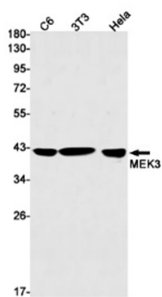
抗原信息

抗原信息	
------	--

靶点信息

研究背景	The protein encoded by this gene is a dual specificity protein kinase that belongs to the MAP kinase kinase family. This kinase is activated by mitogenic and environmental stress, and participates in the MAP kinase-mediated signaling cascade. It phosphorylates and thus activates MAPK14/p38-MAPK. This kinase can be activated by insulin, and is necessary for the expression of glucose transporter. Expression of RAS oncogene is found to result in the accumulation of the active form of this kinase, which thus leads to the constitutive activation of MAPK14, and confers oncogenic transformation of primary cells. The inhibition of this kinase is involved in the pathogenesis of Yersinia pseudotuberculosis. Multiple alternatively spliced transcript variants that encode distinct isoforms have been reported for this gene.
基因ID	5606
基因名	MAP2K3
Swiss	P46734 (https://www.uniprot.org/uniprotkb/P46734/entry)
别名	MEK3 (YD12098),MEK3 (YD12098) Rabbit mAb,MAP2K3,MAPK/ERK kinase 3,Stress-activated protein kinase 2,MEK3,MKK3,PRKMK3,SKK2

产品验证



实验步骤

访问官网浏览详情: www.ablybio.cn (<https://www.ablybio.cn/www.ablybio.cn>)

