

— ABLYBIO, Help Your Research



Bad (YD12026) Rabbit mAb

货号: **AYD11004**

产品信息

反应	Human,Mouse,Rat
宿主	Rabbit
克隆性	Monoclonal
预测反应	
应用	WB IHC-P ICC/IF FC
推荐浓度	
理论分子量	18kDa
实测分子量	
形式	Liquid
保存条件	Store at -20°C. Avoid freeze / thaw cycles. Buffer: PBS with 0.75% BSA,50% glycerol,pH7.3.
偶联物	Unconjugated
阳性对照	HeLa,Jurkat
细胞定位	Mitochondrion outer membrane, Cytoplasm
纯化	亲和纯化

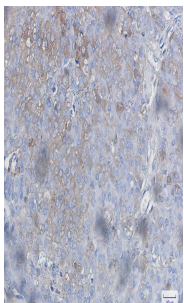

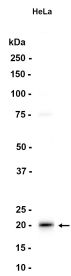
抗原信息

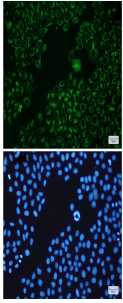
抗原信息	
------	--

靶点信息

研究背景	The protein encoded by this gene is a member of the BCL-2 family. BCL-2 family members are known to be regulators of programmed cell death. This protein positively regulates cell apoptosis by forming heterodimers with BCL-xL and BCL-2, and reversing their death repressor activity. Proapoptotic activity of this protein is regulated through its phosphorylation. Protein kinases AKT and MAP kinase, as well as protein phosphatase calcineurin were found to be involved in the regulation of this protein. Alternative splicing of this gene results in two transcript variants which encode the same isoform.
基因ID	572
基因名	BAD
Swiss	Q92934 (https://www.uniprot.org/uniprotkb/Q92934/entry)
别名	Bad (YD12026),Bad (YD12026) Rabbit mAb,BAD,Bcl-2-binding component 6,Bcl-2-like protein 8,Bcl-xL/Bcl-2-associated death promoter,Bcl2 antagonist of cell death,BBC6,BCL2L8

产品验证





实验步骤

访问官网浏览详情: www.ablybio.cn (<https://www.ablybio.cn/>www.ablybio.cn)